

J. C. MOORE.
Paper File and Holder.

No. 221,339.

Patented Nov. 4, 1879.

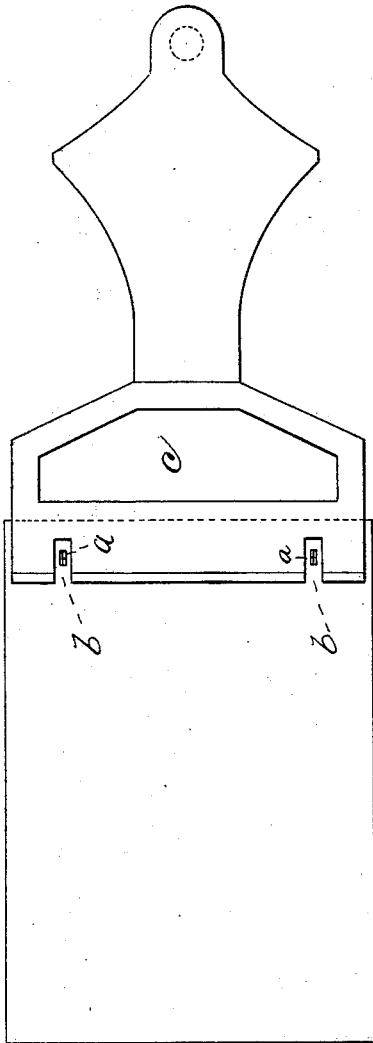


Fig. 1.

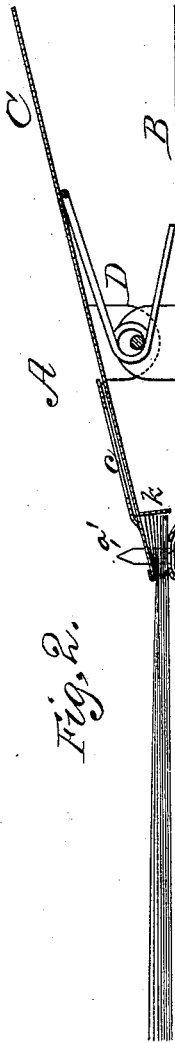


Fig. 2.

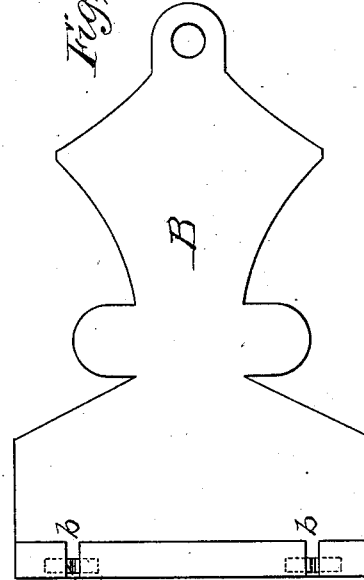


Fig. 3.



Fig. 4.




Fig. 5.



Fig. 6.

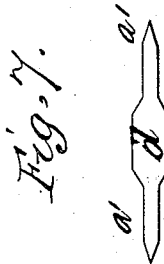


Fig. 7.



Fig. 8.

WITNESSES

Mary S. Wiley.
J. J. Chas.

INVENTOR

James C. Moore,
by W. Anderson.

ATTORNEY

UNITED STATES PATENT OFFICE.

JAMES C. MOORE, OF SALTSBURG, PENNSYLVANIA.

IMPROVEMENT IN PAPER FILE AND HOLDER.

Specification forming part of Letters Patent No. **221,339**, dated November 4, 1879; application filed March 20, 1879.

To all whom it may concern:

Be it known that I, JAMES C. MOORE, of Saltsburg, in the county of Indiana and State of Pennsylvania, have invented a new and valuable Improvement in Combination File and Binder; and I do hereby declare that the following is a full, clear, and exact description of the construction and operation of the same, reference being had to the annexed drawings, making a part of this specification, and to the letters and figures of reference marked thereon.

Figure 1 of the drawings is a representation of a top view of my improved file and binder. Fig. 2 is a longitudinal section thereof. Figs. 3, 4, 5, 6, 7, and 8 are details of parts.

This invention has relation to combined files and binders for invoices, receipts, bills, prescriptions, and other papers; and it consists in the construction and novel arrangement of a clip having a slideway in its base, and holes or notches in its upper branch, and sliding fasteners, having their bases wider than their prongs, adapted to be used in connection with said clip, as hereinafter shown and described.

In the accompanying drawings, the letter A designates the clip, consisting of a base, B, and lever-top C, and having a spring, D. The forward edges or lips of the clip are made broad and sufficiently straight for the purposes to which it is adapted.

The base is provided in rear of its lip with a slideway, *a*, formed by bending the metal of the edge backward to form the front branch and attaching a rear branch to the base, or it may be otherwise constructed; but its slot or way *a* should be straight and open at each end.

The lip of the lever-top is provided just over the slideway with several notches, *b*, and is usually made with a pocket or recess, *c*, above the notches or toward the handle, having an open or slotted face, and adapted for the reception and display of the proper headings for the articles being filed, according to their character, as receipts, bills, or otherwise. Underneath, in rear of the openings *b*, a transverse flange or gage, *k*, serves to keep the upper edges of the papers even.

The fastener *d* consists of a simple base-strip of metal having prongs *a'* extending upward therefrom, the base-strip being wider than the prongs. This fastener may be made in one or more pieces, but I prefer to make it of a single piece of metal having its ends bent upward to form the prongs.

These fasteners are used in connection with the clip, as follows: The base is introduced into the slideway, with which it is wide enough to engage, while its prongs are narrow and pass readily along the slot *z*, or channels between the margins of the slideway-lips. The fastener is then adjusted with its prongs extending upward through the notches or openings *b* of the lever-top C. The clip is now ready for use, and the papers to be filed are put upon the prongs by their upper edges, and are secured by the pressure of the lever-top, the prongs passing through the papers and the openings in the lip of said top.

When the file is full the lever-top is raised and the papers with their fasteners are moved out of the slideway. The fasteners are then clinched on the papers, binding them securely together, and new fasteners being introduced into the clip, it is ready for use again.

It is evident that the clip may be made in different forms, and it is not, therefore, designed to confine this invention to the hinged spring-clip shown.

When made in two or more pieces the fastener-base *y*, as shown in Fig. 6, is arranged to receive the prong-bases underneath, and notched to allow the prongs to pass upward.

What I claim as my invention, and desire to secure by Letters Patent, is—

A filing-clip having broad lips, a slideway, *a*, on the base, and corresponding notches *b* in the top, adapted for use in connection with a wide base sliding fastener, having upright prongs, as shown and described.

In testimony that I claim the above I have hereunto subscribed my name in the presence of two witnesses.

JAMES CHAMBERS MOORE.

Witnesses:

J. S. SMITH,
FRANK ROBINSON.